

**EZ FABRIC**<sup>TM</sup>  
WALL SYSTEM

quick lock frames

photo fabric skins

rigid graphics

scaleable

## Overview

The first modular wall system made of anodized aluminium extrusion designed for fabric graphics, the **EZ Fabric** Wall System combines the versatility of modular walls with the benefits of lightweight fabric. the exclusive offset Groove technology\* allows **EZ Fabric** Walls to accept both soft fabric and rigid panels.

Many accessories are available including internal lighting, monitor options, a **sound and light blocking layer**, shelves, and more. **EZ Fabric** Walls are versatile and can be easily used with existing systems.

With a variety of standard widths and heights, **EZ Fabric** Walls can be configured to make the most of any display space. **EZ Fabric** Walls are compatible with other KMG products from our Shapes and Rents lines and work easily with Max and Groove.

Quantity pricing discounts are available. Contact your Account Executive for details.



\*patent pending

## Assembly & Connection

**EZ Fabric** Walls are available in two wall corner assembly options (locked or welded frames):

- Locked walls can be broken down for overnight shipping.
- Welded walls can be shipped whole, are lighter weight, and easier to assemble, but are usually be shipped via Ground methods.

**EZ Fabric** Walls easily connect from wall to wall with an exclusive sturdy, flush connect tension locks\*.

**EZ Fabric** Walls connect from wall to wall in a 90° corner using a smooth, anodized aluminum corner extrusion (see page 11 for options). If desired, the corner can be wrapped in fabric. Variable angles are also possible with the Adjustable Corner Column.



\*patent pending

## Graphics

### Photo Fabric® Graphics

The **EZ Fabric** Wall System is designed for use with KMG Photo Fabric® graphics — the highest quality printed graphics on fabric in the industry. KMG graphics are printed on wrinkle-resistant, flame retardant engineered fabrics. Photo Fabric® graphics are available either as individual wall-to-wall panels or as a continuous graphic spanning multiple walls\*. Graphics attach to the **EZ Fabric** extrusion using the simple Groove gasket attachment.

### Stock Fabric Options

Stock colors, patterns, and textures are available for cost-effective customization.

### Hard Panel Graphics

KMG also offers 1/8in. Sintra panels with laminated Lambda graphics. Many graphic header panel options are also available for attachment to the walls.



\*Continuous graphic requires use of Block Layer.

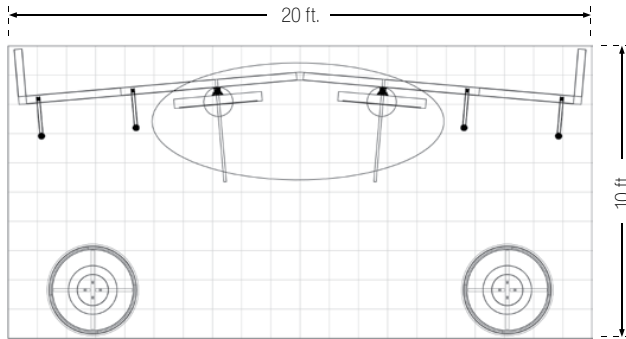
## Shipping

KMG offers shipping cases for assembled or disassembled walls. Each accessory will be packed to ensure optimum protection during transit. The **EZ Fabric** Wall System is designed to be lightweight and inexpensive to ship. Locked or welded version off the wall system allow Overnight or Ground shipping methods — whichever best suits your needs. See page 18 for more information.

Standard lead time is 4 days for up to 30 walls with or without fabric (printed or stock fabric). For urgent needs, KMG also offers a quicker leads time — 3 days — for orders of 15 walls or less (with or without printed or stock fabric) without rush charges. For greater quantities or different turn times, please contact your KMG Account Executive.

## 10x20 Inline Booth

KMG is offering the following four custom booth designs utilizing the EZ Fabric Wall System. Review the parts list for more information. Each booth configuration is designed to be customized with your brand by adding your unique graphics. Contact your account team for artwork templates and a quote.



### Parts List\*


Qty.	Item#	Description
4	#4008104	Full Wall 39 in. W x 93 in. H, Locked Assembly
2	#4008105	Half-Width Wall 19.5 in. W x 93 in. H, Locked Assembly <i>(back returns)</i>
2	#4008106	Short-Width Wall 32.5 in. W x 93 in. H, Locked Assembly
2	#4008114	Low Profile Accessory Column
2	#4009508	Smooth Corner Column
1	#4008115	Adjustable Corner Column <i>(center columns)</i>
4	#4008133	Arm Lights
2	#4005161	Monitor Brackets
4		Block Layer, Full Wall
2		Block Layer, Short-Width Wall

### Custom parts

Qty.	Description
2	Multi-Wall Fabric Cover, Printed
2	46 in. Low Profile Accessory Column <i>(canopy supports)</i>
2	End Cap for Low Profile Accessory Column

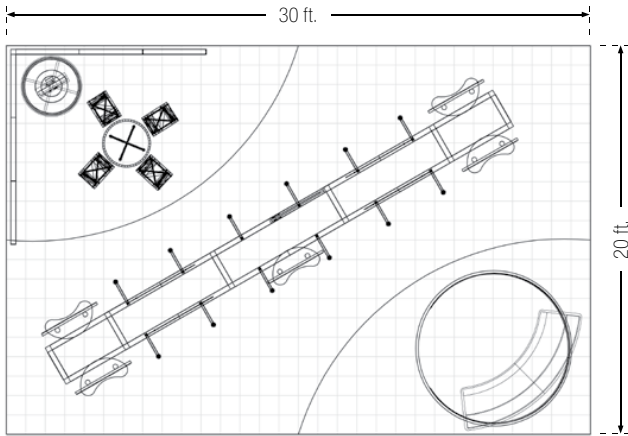
### Rental Items†

Qty.	Description
1	Elliptical Panel, 10 ft x 4 ft with Custom Printed Cover
2	Highboy with Custom Printed Cover



\*Floor and monitors not included. †Refer to KMG Rents Catalog for more information.

20x30 Island Booth



**Parts List\***

Qty.	Item#	Description
19	#4008104	Full Wall 39 in. W x 93 in. H , Welded Assembly
8	#4008105	Half-Width Wall 19.5 in. W x 93 in. H, Welded Assembly
18	#4008110	Half-Height Wall 39 in. W x 46.5 in. H, Welded Assembly
17	#4009508	Smooth Corner Column
2	#4008116	End Cap, 46.5 in. H
1	#4008128	Door
12	#4008133	Arm Light, Standard
20		Full Wall Fabric Cover, Printed
8		Half-Width Wall Fabric Cover, Printed
18		Half-Height Wall Fabric Cover, Printed
20		Full Wall Fabric Cover, Printed Fabric
18		Half-Height Wall Fabric Cover, Printed Fabric
1		Door Graphic

**Custom parts**

Qty.	Description
4	Cable hung printed graphic on ¼in. Sintra, 4 ft W x 6 ft H
4	Cables for graphics
2	Ceiling above cable graphics, 78 in. W x 19.5 in. D x ½ in.
2	Counter below cable graphics, 72 in. W x 19.5 in. H x ½ in

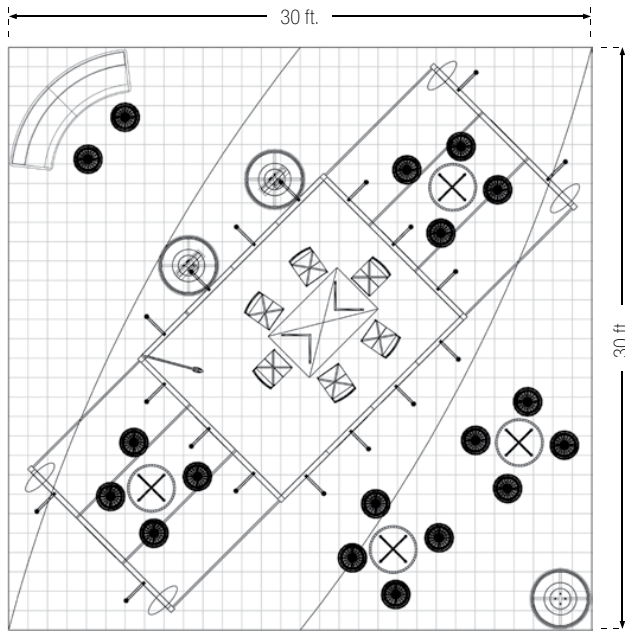
**Rental Items†**

Qty.	Description
1	LightBar, with Custom Printed Cover
1	Circle Sign, 8 ft Dia. x 42 in. H, with Custom Printed Cover



\*Floor, product display stands, and furniture not included. †Refer to KMG Rents Catalog for more information.

30x30 Island Booth



**Parts List\***

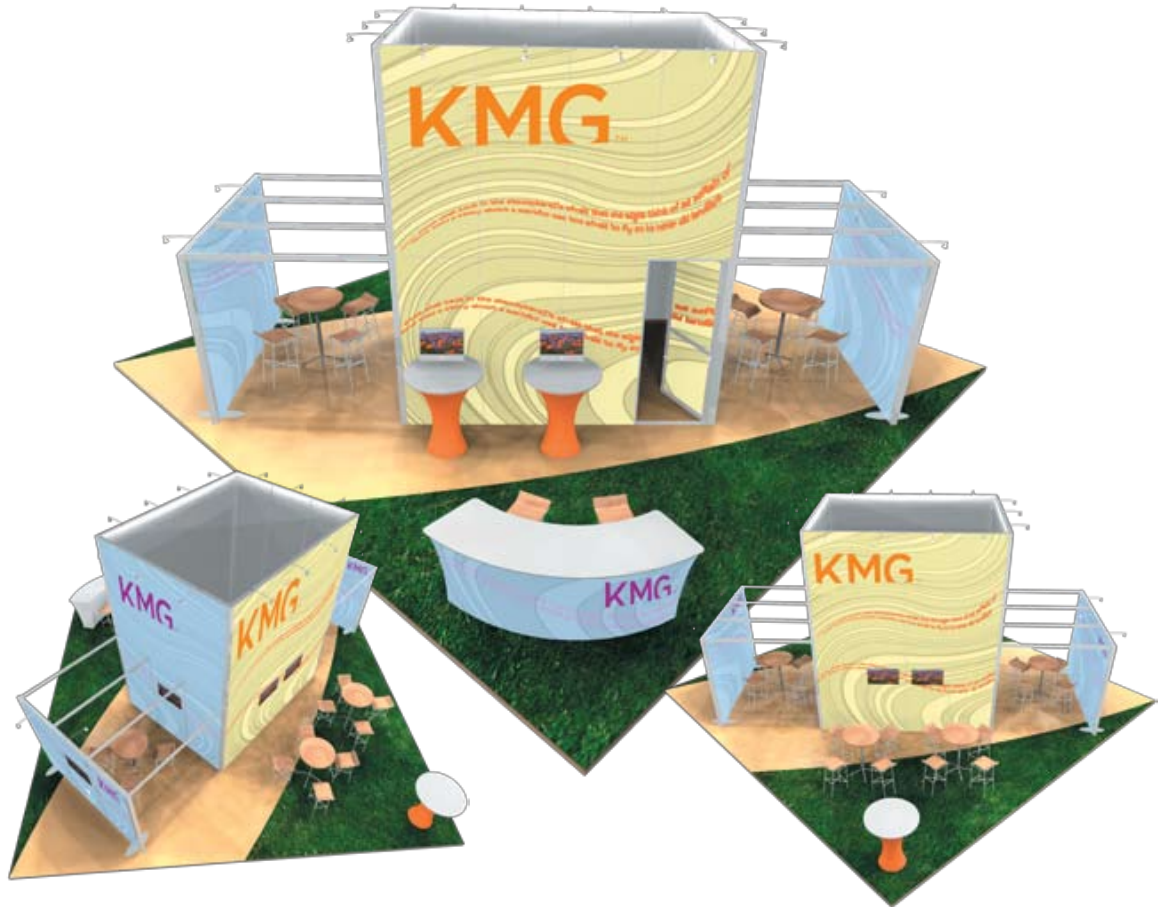
Qty.	Item#	Description
33	#4008104	Full Wall 39 in. W x 93 in. H , Welded Assembly
12	#4008114	Low Profile Accessory Column
4	#4008221	Standard Profile Accessory Column
8	#4009508	Smooth Corner Column
4	#4008124	Oval Baseplate, 500 mm
1	#4008128	Door
4	#4005151	Hidden Monitor
4	#4005154	Hidden Monitor Case
20	#4008133	Arm Light, Standard
3		Accessory Spanner
27		Full Wall Fabric Cover, Printed
35		Full Wall Fabric Cover, Printed
1		Door Graphic
4		Hidden Monitor Fabric Cover, Printed

**Custom parts**

Qty.	Description
8	Accessory Columns, Low Profile with End Locks

**Rental Items†**

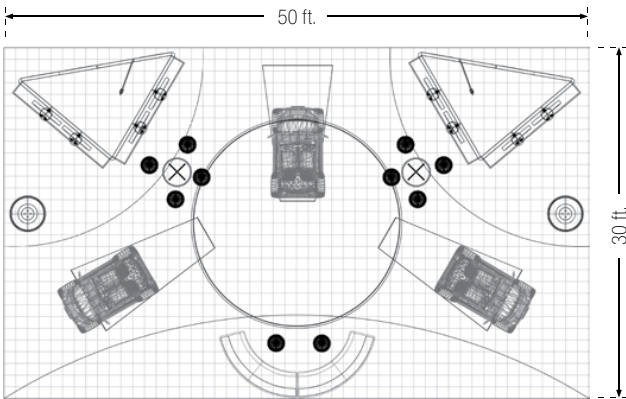
Qty.	Description
1	LightBar, with Custom Printed Cover
3	Highboy, with Custom Printed Cover



\*Flooring and furniture not included. †Refer to KMG Rents Catalog for more information.



30x50 Island Booth



**Parts List\***


Qty.	Item#	Description
38	#4008104	Full Wall 39 in. W x 93 in. H , Welded Assembly
32	#4008114	Low Profile Accessory Column
12	#4008115	Adjustable Corner Column
8	#TBD	Light Box Kit
2	#4008128	Door
8	#4008135	F-Bracket
8	#4005161	Monitor Bracket
38		Full Wall Fabric Cover, Printed

**Custom parts**

Qty.	Description
4	Canopy/Light Holder Assembly
-	LED ARCWB ( <i>Weighted Base Series</i> )

**Rental Items†**

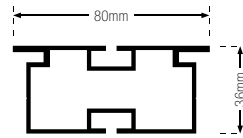
Qty.	Description
2	Light Bar, with Custom Printed Cover
3	Tapered Panel, 12 ft H x 6 ft W tapering to 3 ft W, with Custom Printed Cover
1	Circle Sign, 18 ft Dia. x 48 in. H, with Custom Printed Cover
2	Highboy, with Custom Printed Cover



\*Flooring and furniture not included. †Refer to KMG Rents Catalog for more information.

## The Extrusion

**EZ Fabric Walls** are made from an exclusive 80mm anodized aluminum extrusion, designed for maximum durability and design flexibility. With an exclusive offset groove design\*, fabric attaches to the frame utilizing a gasket that slides into the extrusion groove or rigid substrates can be easily attached with Velcro. Block light and sound with an exclusive **Block Layer** attached with Velcro; using finite element analysis modeling, EZ engineers were able to optimize the extrusion shape and wall thickness to create industry-leading strength and durability, while keeping it lightweight.



\*patent pending †Block layer available behind fabric only, not rigid substrates

## Framing

**EZ Fabric Walls** are offered in several sizes to meet all your exhibiting needs. Large walls are available in two assembly options: locked or welded frames. Locked frames assemble with locks in each corner. They can be broken down for overnight shipping. Welded walls can be shipped whole, are lighter weight, and easier to assemble, but are usually shipped via Ground methods.

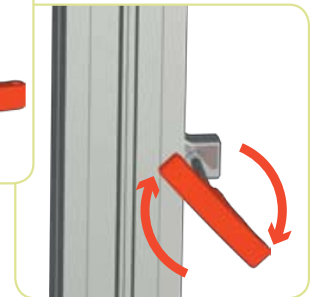
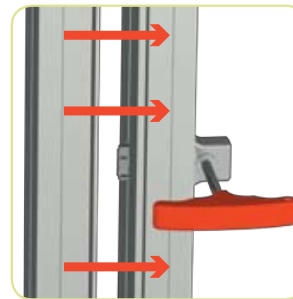


Locked Corners



Welded Corners

**EZ Fabric** easily connect from wall to wall with an exclusive sturdy, flush connect tension locks\*.



### Powder coating:

Customize your display with over 20 different colors. Contact your KMG Account Team for more information regarding additional cost and turn time.

### Standard Powder Coating Color Options



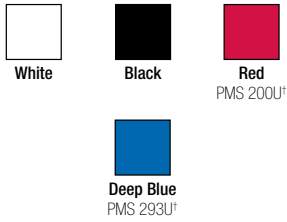
\*patent pending

## Graphic Options

Several fabric and graphic options are available for each wall size. Printed Photo Fabric® graphics are available for individual walls or custom designed to span multiple walls. Fabric covers are available on SuperStretch and Mesh Stretch fabrics. Fabric Covers in standard colors, patterns, and textures are available for **cost-effective customization**.

For the **EZ Fabric** Wall System, KMG is pleased to introduce several stock patterns for **cost-effective customization**. The patterns shown at right represent just a small section of the entire tiled image. Images are designed to tile seamlessly. Contact your KMG Account Team for more information.

### Super Stretch Fabric Colors\*




### Mesh Stretch Fabric Color



### Texture Patterns



Rock Wall




Green Flower




Brushed Metal



Bamboo



Boards



Wood Grain



Sky



Sky w/Grass

\*Non stock colors available (Additional charge). †PMS colors are approximate, actual color may vary.

## Designing with EZ Fabric Walls

Designing with **EZ Fabric** Walls is easy! Choose the following options:

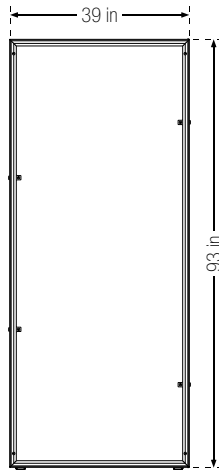
1. Choose frame option – see page 7 for assembly options – locked or welded.
2. Choose wall size – see pages 9-10 for options.
3. Choose graphic option – see above choices or create your own.
4. Choose accessories – see pages 11-17 for a complete list of accessories.

If desired, add KMG packaging (see page 18).





Full Wall — 39 in. W x 93 in. H



**This Full Wall includes:**

- Two locks and housings on each side of the wall for connecting walls
- Two Glide Bumper Feet
- Dual base plate holes, top (for stacking walls) and bottom
- Dual wire management holes, top and bottom
- Four 10 in. wire management tracks installed on vertical, interior sides
- Wire Management Channels, Wall Stacking Connectors, and Base Plates sold separately.

**Weight:**

- 24.4 lbs — Locked Assembly
- 22.2 lbs — Welded Assembly

**Frame Options**

- #4008104 — Full Wall Locked Assembly
- #4008107 — Full Wall Welded Assembly

**Fabric/Graphic Choices:**

- Full Wall Fabric Cover, Stock Fabric
- Full Wall Fabric Cover, Printed Fabric
- Multi Wall Fabric Cover
- Sintra with Lambda

**Accessories:**

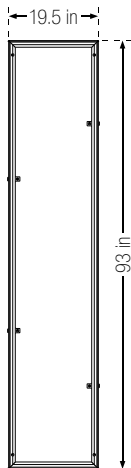
- Block Layer
- #TBD — End Caps
- #4008119 — Lock Plugs

*See more accessory options on page 11*

**Related Replacement Parts:**

- #4008102 — Lock Housing
- #4008301 — Straight Lock
- #4008103 — Glide Bumper Feet (sold in packages of 6)
- #8500 — Torx Tool

Half-Width Wall — 19.5 in. W x 93 in. H



**This Half-Width Wall includes:**

- Two locks and housings on each side of the wall for connecting walls
- Two Glide Bumper Feet
- Dual base plate holes, top (for stacking walls) and bottom
- Dual wire management holes, top and bottom
- Four 10 in. wire management tracks installed on vertical, interior sides
- Wire Management Channels, Wall Stacking Connectors, and Base Plates sold separately.

**Weight:**

- 21.4 lbs — Locked Assembly
- 19.2 lbs — Welded Assembly

**Frame Options:**

- #4008105 — Half-Width Wall, Locked Assembly
- #4008108 — Half-Width Wall, Welded Assembly

**Fabric/Graphic Choices:**

- Half-Width Wall Fabric Cover, Stock Fabric
- Half-Width Wall Fabric Cover, Printed Fabric
- Multi Wall Fabric Cover
- Sintra with Lambda

**Accessories:**

- Block Layer
- #TBD — End Caps
- #4008119 — Lock Plugs

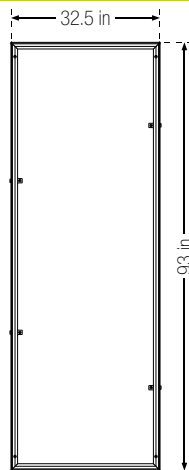
*See more accessory options on page 11*

**Related Replacement Parts:**

- #4008102 — Lock Housing
- #4008301 — Straight Lock
- #4008103 — Glide Bumper Feet (sold in packages of 6)
- #8500 — Torx Tool

**Note:** Half-Width Walls are sold only in lots of two.

Short-Width Wall — 32.5 in. W x 93 in. H



**This Short-Width Wall includes:**

- Two locks and housings on each side of the wall for connecting walls
- Two Glide Bumper Feet
- Dual base plate holes, top (for stacking walls) and bottom
- Dual wire management holes, top and bottom
- Four 10 in. wire management tracks installed on vertical, interior sides
- Wire Management Channels, Wall Stacking Joiners, and Base Plates sold separately.

**Weight:**

- 23.3 lbs — Locked Assembly
- 21.1 lbs — Welded Assembly

**Frame Options:**

- #4008106 — Short-Width Wall, Locked Assembly
- #4008109 — Short-Width Wall, Welded Assembly

**Fabric/Graphic Choices:**

- Short-Width Wall Fabric Cover, Stock Fabric
- Short-Width Wall Fabric Cover, Printed Fabric
- Multi Wall Fabric Cover
- Sintra with Lambda

**Accessories:**

- Block Layer
- #TBD — End Caps
- #4008119 — Lock Plugs

*See more accessory options on page 11*

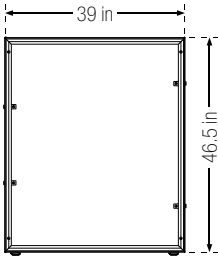
**Related Replacement Parts:**

- #4008102 — Lock Housing
- #4008301 — Straight Lock
- #4008103 — Glide Bumper Feet (sold in packages of 6)
- #8500 — Torx Tool

Use this special-width wall with two Full Walls to create a backwall with corner columns and returns to fit in a 10 ft W booth space.

Half-Height Wall — 39 in. W x 46.5 in. H

Primarily used as returns.



**This Half-Height Wall includes:**

- Two locks and housings on each side of the wall for connecting walls
- Two Glide Bumper Feet
- Dual base plate holes on the bottom
- Wire management holes, bottom
- Four 10 in. wire management tracks installed on vertical, interior sides
- Wire Management Channels, Wall Stacking Joiners, and Base Plates sold separately.

**Frame Options:**

- #4008110 — Half-Height Wall, Welded Assembly  
*(Locked Assembly frame option available as special order.)*

**Fabric/Graphic Choices:**

- Half-Height Wall Fabric Cover, Stock Fabric
- Half-Height Wall Fabric Cover, Printed Fabric
- Multi Wall Fabric Cover
- Sintra with Lambda

**Accessories:**

- Block Layer
- #TBD — End Caps
- #4008119 — Lock Plugs

*See more accessory options on page 11*

**Related Replacement Parts:**

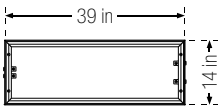
- #4008102 — Lock Housing
- #4008301 — Straight Lock
- #4008103 — Glide Bumper Feet *(sold in packages of 6)*
- #8500 — Torx Tool

**Weight:**

- 14.1 lbs — Welded Assembly

**Note:** Half-Height Walls are sold in lots of 2.

Entry Header — 39 in. W x 14 in. H



**This Entry Header includes:**

- Two locks and housings on each side of the wall for connecting walls
- Dual base plate holes on the top only (for stacking walls)
- Dual wire management holes on the top only
- Four 10 in. wire management tracks installed on vertical, interior sides
- Wire Management Tracks and Wall Stacking Joiners sold separately.

**Frame Options:**

- #4008111 — Entry Header, Welded Assembly  
*(Locked Assembly frame option available as special order.)*

**Fabric/Graphic Choices:**

- Entry Header Fabric Cover, Stock Fabric
- Entry Header Fabric Cover, Printed Fabric
- Multi Wall Fabric Cover
- Sintra with Lambda

**Accessories:**

- Block Layer
- #TBD — End Caps
- #4008119 — Lock Plugs

*See more accessory options on page 11*

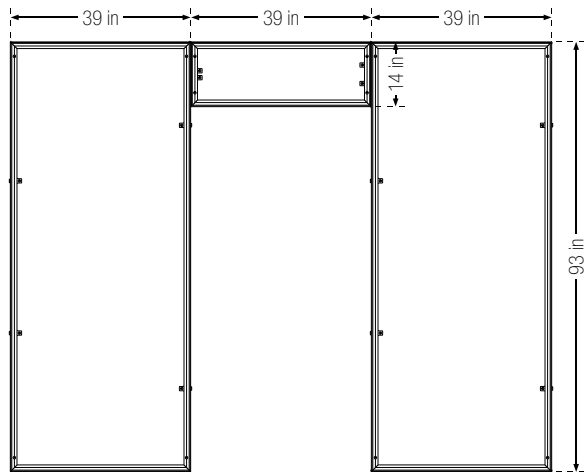
**Related Replacement Parts:**

- #4008102 — Lock Housing
- #4008301 — Straight Lock
- #4008103 — Glide Bumper Feet *(sold in packages of 6)*
- #8500 — Torx Tool

**Weight:**

- 8.6 lbs — Welded Assembly

**Entry Header In Use:**

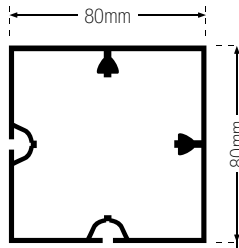


**Notes:** Lock Plugs recommended to finish horizontal inside of entry way or custom end caps available.

Corner Options

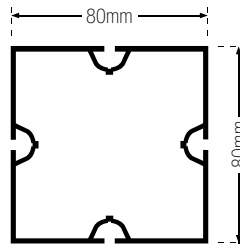
**#TBD – Smooth Corner Column:**

- Channel on only two faces
- Creates 90° corners between walls with 2 smooth faces
- Can be used with fabric cover that spans column and adjoining walls to conceal column
- Available in 93.5 in. H., Standard (*custom sizes possible*)



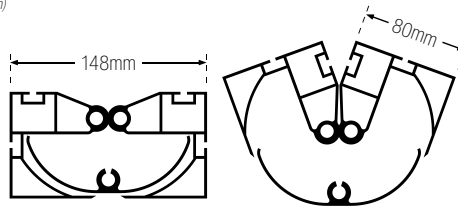
**#4008221 – Four Way Corner Column:**

- Channels on 4 sides
- Creates 90° corners between walls
- For three or four-way wall interior corners
- Available in 93.5 in. H., Standard (*custom sizes possible*)



**#4008115 – Adjustable Corner Column\*:**

- Continuous adjustability from 180° (*fully open*) to 45° (*fully closed*)
- Nested design provides a sleek look
- No scratch face
- Available in 93.5 in. H., Standard



\*patent pending

End Caps & Lock Plug

Use end caps or lock plugs to finish outside face of walls.

**End Caps** are a low-profile anodized aluminum extrusion that is smooth on three sides. Custom sizes possible.

**End Cap:**

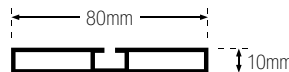
- 93.5 in.

**End Cap:**

- 47 in.

**End Cap:**

- 14 in.



End Cap

**Lock Plug** is a low cost and easy-to-install low-profile injection molded plug to cover the outside wall lock cavity.

**#4008119 – Lock Plug:**

- Color: Gray
- Lock is easily removed from walls, no tools required, and Lock Plug snaps into lock housing exterior.
- Sold in packages of 12



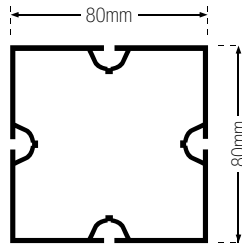
Lock Plug

Accessory Attachment

KMG offers two columns and a cable system for attachment of accessories.

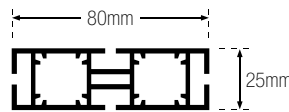
**Standard Profile Accessory Column**

- Use this accessory column between wall panels to attach a large array of accessories.
- Can be covered with special fabric panel that spans column.
- Available in 93.5 in. H., Standard (*custom sizes possible*)



**Low Profile Accessory Column**

- Use this accessory column between wall panels to attach a large array of accessories.
- Can be covered with special fabric panel that spans column. The low profile minimizes the visual impact of the accessory column.
- Available in 93.5 in. H., Standard (*custom sizes possible*)



**Cable System**

- The cable system creates a sleek modern look for accessories so that they appear to float in front of the wall.
- Used with any 93 in. H. wall
- Three kits\* available:
  1. For two shelves, kit includes:
    - 4 Cantilever clips
    - 4 Cables
    - 8 Grippers
    - Shelves sold separately
  2. For two graphics (*side attach*), kit includes:
    - 4 Cantilever clips
    - 2 Cables
    - 8 Grippers (*attached to graphic sides*)
    - Graphics sold separately
  3. For two graphics (*top & bottom attach — not shown*), kit includes:
    - 4 Cantilever clips
    - 2 Cables
    - 8 Grippers (*attached to graphic top & bottom*)
    - Graphics sold separately
- Custom kits can be created, contact your KMG Account Team for more information.



Two Shelf Cable System



Two Graphic Cable System  
(Side Attach)

**Note:** 15 lbs maximum per shelf. 30 lbs total, per cable system. \*Walls sold separately.

Accessories

KMG offers a range of accessories that attach to the accessory columns.

**#4005161 – Monitor bracket**

- Two part assembly: One part is on the monitor which mates to the part on the accessory column.
- Accepts VESA 75 x 75 and 100 x100 monitor screw patterns.



**#4008433 – Rigid Clamp:**

- This bracket attaches rigid materials (4mm to 10 mm thick) to an accessory column, or wall extrusion face.
- Used in horizontal or vertical orientation or angles in between.



**#4008415 – Single Point Panel Retainer:**

- Attaches 1/4 in. acrylic or glass panels to accessory columns, or wall extrusion face.



**#4960054 – Low Profile Clip, 1.25 in:**

- Attaches traditional KMG round profile framing to groove in extrusion face. Use with (2) M6x28mm T Screws.



**#5009504 – M8x19mm T Screw**



**#4008132 – M6x28mm T Screw**



**#4008112 – Header Clip:**

- To attach stand off graphics (shown on page 15) to EZ Fabric Walls.
- Includes velcro and velcro mate.
- Sold in package of two.



**#4008113 – Universal Header Clip Connector:**


- This part allows attachment of custom elements that can hang from the top of the wall.



**Accessory Spanner\*:**

- This part is used inside a 39 in. W EZ Fabric Wall for attachment to customer accessories on the exterior of the wall.
- Used horizontally.

\* Note: 75 lb weight limit.



**#4008131 – Universal Attachment Plate:**

- This part allows attachment of EZ Fabric Walls to hard panels.
- Plate has groove for locking walls.
- Plate can be recessed in milled pocket in wood to create a flush connection.
- Sold in package of four.
- Bolts not included.





Base Plates

KMG offers several sizes and shapes of steel baseplates. Baseplates have a slim profile of only 12mm thick. Baseplates should be used on walls without returns or with high-load shelves and with monitor applications. Baseplates are sold with attachment hardware.

**#4008123 – Rectangular Base Plate:**

- 400mm x 100mm



**#4008124 – Oval Base Plate:**

- 500mm x 150mm



**#4008125 – Rectangular Base Plate:**

- 600mm x 125mm



**#4008127 – Base Plate Attachment:**

- Available as a replacement part.



**#4008126 – Rectangular Base Plate:**

- One Sided\* 340mmx125mm



**In Use:**



\*One sided base plates require sand bags for stability.

F-Bracket & Shelves

The F-Bracket allows shelves\* to be mounted to accessory column. Includes leveling screw feature to ensure flat shelf.  
**When ordering shelves, order brackets and shelves.**

**#4008135 – F-Bracket**




**#4005152 – Literature Holder:**

- 11 in. diameter shelf with 8 in. H. tallest divider.



**#4005133 – Rectangle Shelf:**

- 25.4 in. W. x 14 in. D.



**#4005132 – Kidney Shelf:**

- 20.25 in. W. x 10.25 in. D.



\*Note: 25 lb weight limit for shelves.

Graphic Headers\*

KMG offers a variety of graphic headers for use with **EZ Fabric** Walls. Use two #4008112 Header Clips\* to attach to the top of the wall. Lambda graphics are mounted to 3mil Sintra to create the header options below.

- Large Oval Graphic**
- 47.5" x 11.5"



- Small Oval Graphic**
- 35.5" x 11.5"



- Large Rectangle Graphic**
- 47.5" x 11.5"



- Small Rectangle Graphic**
- 35.5" x 11.5"

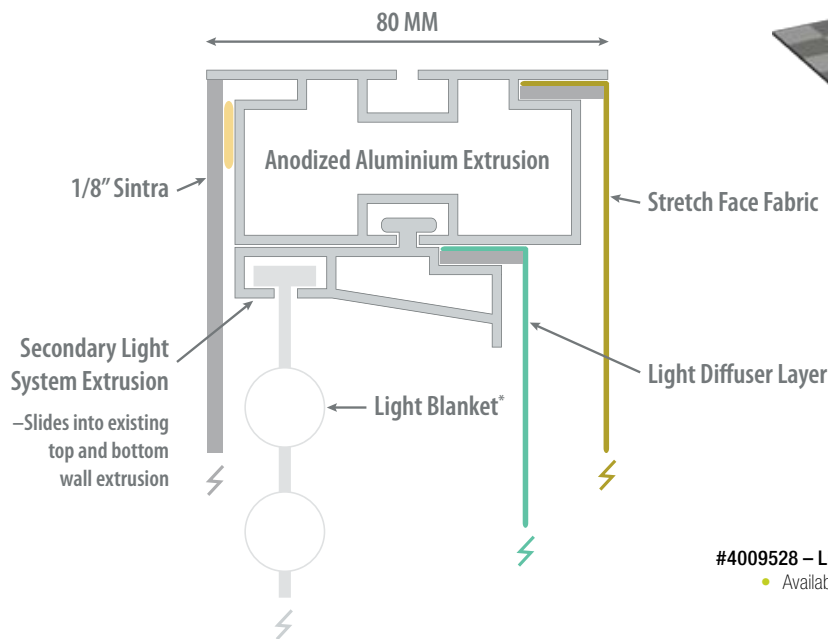


\*Header clips and graphics sold separately. Each header graphic requires two header clips. Header clips sold in packages of two.

Lighting Kit

**Lighting Kit:**

- The internal Lighting Kit utilizes EZ Fabric Wall exclusive light blanket\* technology with an internal layer of lighting which allows for quicker set ups and flexibility to fit specific design needs.
- The blanket lends a uniform glow to illuminate and draws attention to the graphics.
- The Lighting Kit is available for Full Walls, 39 in. W x 93 in. H. with Locked Assembly (cannot be used with welded assembly walls).



**Lighting Kit Package Includes:**

- Top and Bottom Extrusion
- Light Blanket
- Diffuser Layer
- Clips

**Note:** KMG recommends using a Sintra panel for the backside of the wall.

**#4009528 – Light Blanket Clip:**

- Available as a replacement part



**Note:** See page 17 for wire management options. \*Patent Pending

Wall Stacking Connector's

EZ Fabric Walls can be stacked.

**#4008130 – Wall Stacking Connector\*:**

- This hardware assembly allows walls to be stacked two walls high.
- Two joiners must be used with every wall stacked.
- Sold in packages of two.



**#8308 – Gusset:**

- Reinforcing gusset recommended for each set of stacked locked assembly walls. Not required for welded wall assemblies.



\* ⚠ KMG does not recommend stacking more than two walls high.

Door

**#4008128 – Door:**

- Wall with lockable door and threshold that can operate in 2 configurations:
  - Left side handle when opening IN (*as shipped*).
  - Right side handle when opening OUT (*flip handle*).
- Door cannot be placed adjacent to accessory or corner columns without special hardware.
- Door comes with 1/8 in. white hard panels.
- Door graphics: available in stock fabric, printed Photo Fabric®, or 1/8 in. Sintra with Lambda graphics
- Size: 39 in. x 93 in.



**Door Handle:**

- Available as a replacement part

Arm Lights

Arm lights attach to the outside top groove of the wall extrusion, allowing them to be optimally positioned. Lights cantilever out from top of wall. See page 17 for wire management options.

**#4008133 – Arm Light—Standard:**

- Uses replacement bulb #
- 16 in. Arm
- Adjustable head
- 10 ft. power cord
- Las Vegas approved
- 50 watt bi-pin halogen bulb (included)
- Universal clip (included)
- Color: Silver
- UL approved



**#4008134 – Arm Light – Linear:**

- Uses replacement bulb #0000
- 16 in. arm
- Adjustable head
- 10 ft. power cord
- 200 watt linear halogen
- Universal clip (included)
- Color: Black
- CE approved



Wire Management —continued

Each EZ Fabric Wall includes dual wire management holes top and bottom for hiding unsightly wires. KMG offers two wire management channel options.

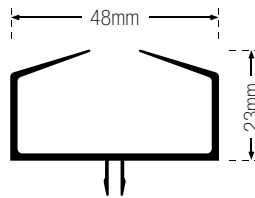
**#4008413 – Wire Management Track:**

- Four 10 in. wire management tracks, installed on vertical sides, included with each wall.
- This track conceals 2-3 standard sized wires.
- This wire management track can be used in any open extrusion slot, horizontally or vertically, interior or exterior.
- Standard track size is 39 in. long, but can easily be cut to length on site with a utility knife.



**Wire Management Channel\*:**

- Standard track size is 39 in. long with wire management holes drilled.
- This channel conceals up to 8 standard sized wires.
- Custom lengths available.



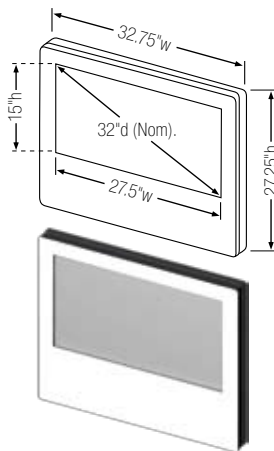
\* Note: Can ONLY be used on exterior top of wall in a horizontal position.

Hidden Monitor

KMG' Hidden Monitor is uniquely designed with a graphic channel that allows the fabric graphic to frame the entire monitor.


**#4005151 – Hidden Monitor:**

- 32 in. HD Monitor
- Remote Control (Monitor can be controlled via remote or by controls located on the monitor)
- Samsung LCD panel
- Resolution: Wide XGA
- Aspect Ratio: 16:9
- Max Resolution: 1,366 x 768 @60 Hz
- Contrast Ratio: 1200:1
- Brightness (cd m2): 500
- Response Time: 8 ms.
- Viewing Angle: 90/90/90/90
- Inputs: Supported Signals: 480P/576P/720P/1080i, HDMI (Qty. 2), SVGA / PC, TRS 3.5mm (125 in.) Stereo Jack, L / R Audio & Video, Component Video (YPbPr)(Qty. 2), SCART (Qty. 2), S-Video
- Weight: 29.4 Lbs.
- One year warranty



**Hidden Monitor Fabric Cover**

- Fabric graphic frames entire monitor.
- Art templates available. Contact your KMG Account Team.



**#4005154 – Monitor Hard Case<sup>§</sup>:**

- 44 in. x 32 in. x12 in.



**#TBD – Hidden Monitor Support Hardware\* Package Includes:**

- (1) 32 mm x 16 mm horizontal rail, for top of monitor
- (2) 80 mm x 16 mm rails with twin locks, on left and right bottom sides of monitor
- (2) 32 mm x 16 mm vertical supports to assure proper monitor position.



Support hardware in use.

\*Monitor sold separately.

Packaging

Walls purchased without either of the following packaging options will be shipped assembled in a corrugated box with edge protection. Pallets will be used for higher quantity orders.

**#TBD – EZ Fabric Shipping Wood Crate for Assembled Walls:**

- This crate has individual slots with plastic glide channels for easy loading and unloading of walls from the end.
- Holds 10 fully assembled walls, fabric covers and some accessories.
- Includes a lined top compartment for storage of accessories and fabric skins, away from walls.
- Skids are included on the crate bottom for transportation and stacking via a forklift.
- Crate size: 100 in. L. x 42 in. W. x 51 in. H.



**#TBD – EZ Fabric Shipping Box System for Disassembled Walls:**

- This corrugated box system is made of three trays that sit inside an over pack box for shipping & storage of fully disassembled walls.
- Holds three disassembled walls.
- Each tray holds one wall and wall fabric and some accessories.
- Tray has foam dividers.
- Designed for overnight shipping.
- Sold as a complete unit.
- Replacement over pack box available and sold separately.
- Box size: 97 in. L. x 15 in. W. x 15 in. H.





**EZ FABRIC**<sup>TM</sup>  
WALL SYSTEM

quick lock frames

photo fabric skins

rigid graphics

scaleable