



hybrid structures

design build

event booths

custom exhibit



## Overview

KMG Max is a sturdy aluminum extrusion system designed to work with fabric, acrylic, wood and more. Choose from several different sizes of extrusion, single-sided or double-sided grooves and straight or bent framing\*. Max combines form and function with a variety of connector and accessory options, including AV selections.

\*Limited Availability

The adaptive nature of Max makes it compatible with many traditional booth elements, such as the popular aluminum tubing and pillowcase graphic system, fabric banners and wings, shapes, panels and more. You can use as little or as much extrusion as your design sees fit.

## Why KMG Max?

- The bold, strong look of Max **blends beautifully** with the creativity and flexibility of our **classic styling**.
- Max was designed around multiple **Photo Fabric®** graphic choices and **one-stop** fabric integration.
- Max offers quality products and **knowledgeable service** for the best experience possible.
- Max is a **value-engineered** solution for large, exposed square frame display needs.

## Three Ways to Order

Depending on your design needs and time frame, KMG Max can be ordered one of three ways.

### Standard Configurations

Save valuable time and effort when you order a pre-designed configuration. Our team of designers has already done the work for you so you won't need to spend time re-calculating specs and filtering configurations. Intended for larger booth spaces, this collection covers floor plans from 20' x 20' to 20' x 30'. Once you have chosen your pre-designed booth, you can make it your own using the powerful impact provided by your graphics on Photo Fabric® graphics.

### Custom Built

From the smallest component to wall-to-wall framing, Max is designed to fulfill all of your booth needs. Whether you're creating a monumental cutting-edge exhibit or simply supplementing an existing design with fabric and exposed framing, Max fits the bill. Choose the extrusion that best suits your style and build up from there. Create unlimited curves and angles with the addition of classic framing or give your extrusion a splash of color with powder coating options. You can even send us your booth design and let our team of experts determine exactly what fits your vision.

### À La Carte

The à la carte system allows you to order miscellaneous parts and pieces to create your own idea or to modify an existing booth.

## Graphics

Whether you're using bright and bold graphics or relying on lighting to add color and impact to your space, we've got a solution for you.

### Photo Fabric® Graphics

Enhance your design with the highest quality printed fabric graphics in the industry. KMG graphics are printed on wrinkle-resistant, flame retardant fabrics via Photo Fabric® dye sublimation process. Graphics may be single-sided or double-sided and can be printed on a variety of fabrics ranging from opaque to sheer. Max allows for further customization by offering several different ways to attach your graphics. Plus, the mfg and printing process is fully integrated at one facility, meaning your graphics print where your exhibit is built, ensuring a great fit every time.

### Unprinted Fabric

Our superior fabric offerings provide the perfect blank canvas for those who choose to add color through lighting. By lighting fabric you can literally showcase your brand in a different light throughout your event.

### Hard Panel Graphics

Create boldness and definition with photographic prints mounted to hard panels. We have several rigid options including Acrylic and Sintra. Also, lambda graphics for creating prints with ultimate detail and clarity.

## Shipping

KMG offers a variety of shipping options including crate, pallet or heavy-duty cardboard packaging. Each aluminum component will be individually wrapped to ensure optimum protection while in transit and can be reused upon dismantle of booth.

# standard configurations

## Configuration Example One

20' x 30' Booth Space  
with Towers and  
Work Stations



### Description

The roomy interior of this booth allows for product display, literature racks, tables and more while a Max extrusion shell flanks the exterior. Add color and branding in the two pair of double towers with the use of fabric or acrylic. A set of workstations makes an ideal area for monitors and laptops while the adjoining tower provides ample space for product graphics and features. Complete this look with the addition of a pair of fabric headers.

Height: 20 ft.

## Configuration Example Two

20' x 30' Booth Space  
with Square Walls  
and Panels



### Description

Ideal for multiple product or service offerings, this configuration divides booth space into several workable areas. Max's eight-groove extrusion allows for double-sided graphics so your messaging is seen by customers from within or outside your booth.

Height: 16 ft.

## Configuration Example Three

20' x 20' Booth Space  
with Square Exterior Walls



### Description

Maximize your brand's impact with four Photo Fabric® images, framed by Max extrusion. The unique crown in this configuration offers a four-sided solution that will get your company's logo noticed. Differentiate yourself from the competition with the addition of fabric mesh ceiling graphics.

Height: 16 ft.

## Configuration Example Four

20' x 30' Booth Space  
with Arched Doorway  
and Curved Header Panel



### Description

An arched fabric doorway lends a hint of grandeur to this configuration. Add dimension and diversity with creatively displayed graphics including a wall of mounted photographic panels, a pillowcase header and double-sided fabric graphics framed by eight-groove extrusion. Use the available center space for additional product displays.

Height: 16 ft.

## Configuration Example Five

20' x 30' Booth Space  
with Square Exterior Walls  
and Fabric Centerpiece



### Description

Create a luxuriously branded environment with a combination of Max extrusion and classic shape signage. Customers won't miss your message with four larger-than-life graphic walls. Showcase your logo on the eye-catching fabric centerpiece, which can be internally lighted for maximum effectiveness.

Height: 20 ft.

## Configuration Example Six

20' x 20' Booth Space  
with Curved Header  
and Center Tower



### Description

A translucent acrylic tower adds a definite wow-factor to this configuration. The custom-bent pillowcase graphic infuses an organic touch to the design while a corner gathering space brings a functional element. The free floor space created by this above-the-ground design accommodates plenty of booth traffic.

Height: 20 ft.

## Sizes

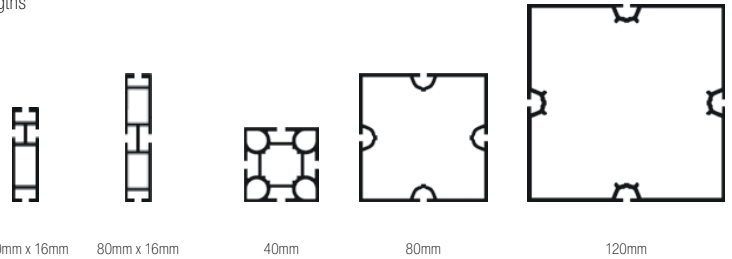
Max is available in an array of different sizes to balance both aesthetics and structural integrity. A smaller extrusion can be used for smaller structures and a sleek look while a larger configuration may require the stability of a wider extrusion. Narrower rails are used in conjunction with the standard extrusion as spreaders and as horizontal spanners.

### Standard Sizes

- 40mm x 6m lengths\*
- 80mm x 6m lengths\*
- 120mm x 6m lengths\*

### Rail Sizes

- 50mm x 16mm
- 80mm x 16mm



\*Can be cut to specific lengths.

## Grooves

Max comes with various groove options to accommodate varying graphic and accessory requirements. Four-groove extrusion is generally used for single-sided graphics while eight-groove extrusion is used for double-sided graphics.

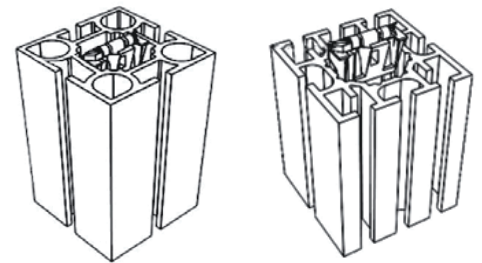
The center groove on the eight-groove extrusion is designed for a fabric liner. Fabric graphics slide into the outer grooves. Liners are typically only used with 40mm extrusion. Ask us for details.

### Options

- 4 Grooves / Single Sided
- 8 Grooves / Double Sided

### Sizes

- 40mm
- 80mm
- 120mm



40mm Four-Groove Extrusion

40mm Eight-Groove Extrusion

## Curves & Angles

Create unique and interesting organic shapes by blending Max with the custom bending abilities of classic pillowcase structures. A more geometric and angular look can be achieved with custom angles.



## Powder Coating

Max provides you the option of customizing your display with over 20 different colors. Adding color to your extrusion allows for more creative options and maximizes your overall impact.

### Standard Powder Coating Color Options



\* PMS Colors are approximate. Actual color may vary.

KMG is affiliated with one of the world's premier providers of tensioned fabric structures. Our Photo Fabric® graphic offerings are sure to increase your booth's wow-factor. You can also incorporate mounted photographic panels to give your design a unique and eclectic look. Printed or unprinted, fabric or rigid, richly printed graphics are the perfect finishing touch to any design.

## Fabric Solutions

### Engineered Fabric

Add depth and volume with boldly printed Photo Fabric® graphics. Expansion Strip Technology allows graphics to slide directly into the extrusion grooves. This enables graphics to achieve true tension on all four sides, ensuring a tight, professional looking fit every time. Single-sided graphics work with four-groove extrusion. Double-sided graphics require eight-groove extrusion where the center groove may be used for an optional liner. Choose from either Ultra Stretch or Mesh Stretch fabrics.

### Banners

KMG is pleased to provide you with best quality dye sublimated graphics. Printed on a multitude of sheer and opaque fabrics, the banner graphic solution can be used with most fabric options KMG offers. Simply slide dowels through sewn sleeves and attach to extrusion using spring clips. Banners can hang inside or in front of extrusion, the latter of which allows for graphics to span across longer distances, minimizing the appearance of vertical supports.

### Unprinted Fabric

Unprinted white fabric walls take on a life of their own when used with colorful lighting. Change the look and atmosphere of your booth with the simple flip of a switch.

### Fabric Options

- Knit
- Green Knit
- Ultra Stretch
- Mesh Stretch
- Voile
- Satin
- And More...



Engineered Fabric Graphic Option



Banner Option

## Hard Panel Solutions

KMG provides the highest quality continuous tone prints using state-of-the-art Lambda photographic equipment. We also offer laminating and mounting to a large selection of rigid substrates. When you need brilliant graphics for your display, KMG offers unbeatable quality.

Max accommodates 1/8" thick rigid substrates including wood, acrylic, Sintra and more. These panels can easily be displayed by sliding them into the extrusion groove or by hanging them from single or four point panel retainers.

### Rigid Options

- Acrylic
- Sintra
- Wood\*
- Gator Board
- And More...



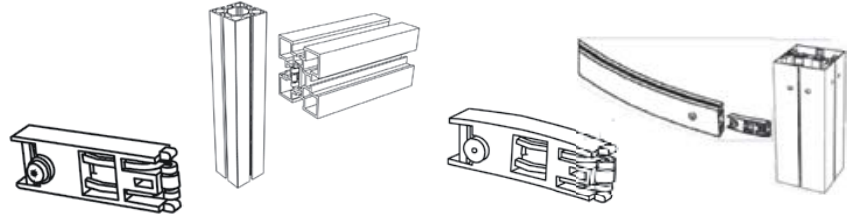
\*Not a stock material.

A wide range of connectors and locks allows you to build unique shapes from your imagination. Our team can assist you in figuring out which connectors and locks are best for your idea.

## Straight & Curved Locks

Straight locks let you to build classic square walls. On the other hand, our extrusion sections lock together to form 90° angles, creating a perfect frame for your graphic. Curved locks connect bent extrusions, giving a smooth rounded look to your booth.

**Sizes**  
40mm  
80mm  
120mm



Straight Lock

Straight Lock in Use

Curved Lock

Curved Lock in Use

## Custom Connectors

If your design calls for an odd angle or joint, we call upon in house welders to craft the perfect attachment for you. With Max's family of locks and connectors, the possibilities are unlimited.

Max has a variety of accessory options to choose from including banner connectors, base plates, lights and more. Many additional accessories are also available.

## Banner Connectors

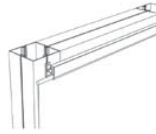
**Banner Rails** allow you to use the fabric of your choice and give you the option to cover multiple sections of your MAX extrusion booth.

**Spring Clips** and **Banner Rods** also allow the use of a variety of fabrics but give a more open and airy feel to your booth.

### Banner Rail Option

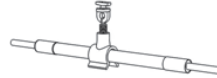


Side View of Banner Rail



Banner Rail in Use

### Spring Clip Option



Spring Clip and Banner Rod

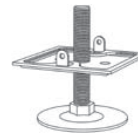


Spring Clips and Banner Rods in Use

## Feet

Feet help lift and level your Max display. Available for all extrusion sizes, feet come complete with wire management openings.

**Sizes**  
40mm  
80mm  
120mm



80mm Foot

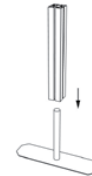


80mm Foot in Use

## Base Plates

Base plates attach to the bottom of extrusion to give support and stability.

**Sizes**  
40mm  
80mm  
120mm



40mm Base Plate in Use

## Lights

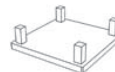
Choose from a variety of lighting options including track lighting, arm lights, canned lights and more.



## End Caps

End caps lend a finished look to Max extrusion and serve as a plug to close visible openings.

**Sizes**  
40mm  
80mm  
120mm



40mm End Cap



40mm End Cap in Use

## Wire Management

Hide power cords and wires with Max's wire management system. This color-coordinated plastic track enables you to pass cables down the tube to your power source without worrying about noticeable wires.



Side View of Wire Management Track



Wire Management Track in Use

## F-Brackets

These clever connectors allow shelves and literature holders to connect to extrusion. Simply connect the F-Bracket to the framing then attach your shelf to the F-Bracket for a sturdy display area.



F-Bracket



F-Bracket in use



Max is unique in that it conveniently connects to the other traditional tensioned fabric pieces that KMG also produces. Take advantage of all-inclusive production capacity and have everything manufactured and printed under one roof.

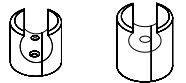


## Clips

Clips are a novel method for connecting Max extrusion to traditional booth elements. Ask for details.

**Sizes**  
1.25" Tubing  
1.5" Tubing  
2" Tubing

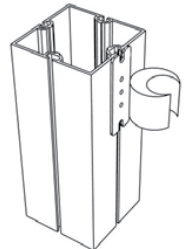
**Color**  
White



Low Profile Clip    Light Style Clip

## Adapter Plates

Adapter Plates are used to attach Clips to Max extrusion.

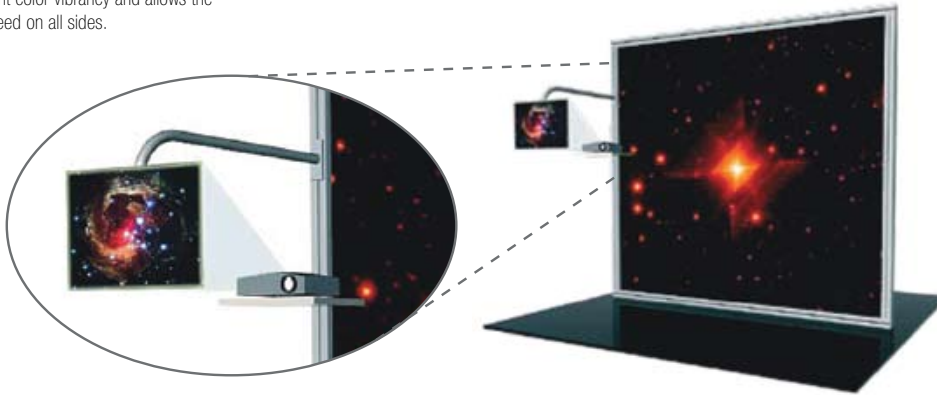


Adapter Plate and Clip in Use

## Rear Projection

Designed to be used with any projector that has at least a 1:1.75 aspect/throw ratio, the 3mm rear projection acrylic provides excellent color vibrancy and allows the image to completely bleed on all sides.

Standard screen sizes are available.

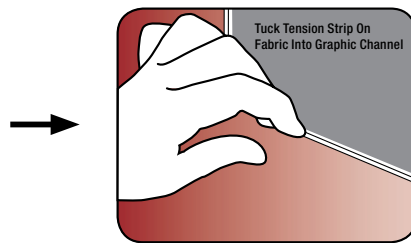
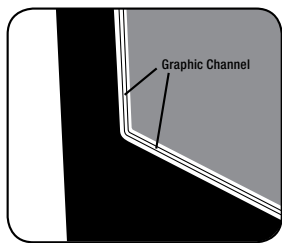
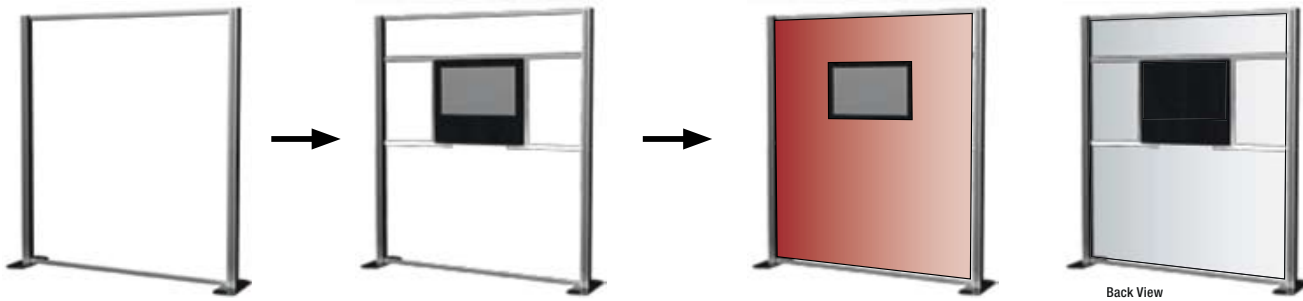


## Hidden Monitor


Max's hidden monitor is uniquely designed with a graphic channel that allows the fabric to frame the entire monitor.

Multiple monitors may be used in the same graphic window. See graphic template for specifications.

Requires 80mm or 120mm eight-groove extrusion and 32" HD Monitor (next page).



A variety of A/V connections allow the monitor to be used with many input devices.



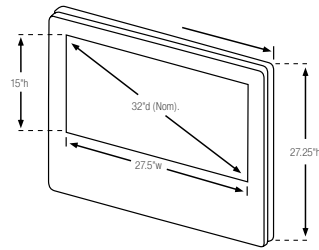
## 32" HD Monitor

### Specifications


- Remote Control (Monitor Can Be Controlled Via Remote Or By Controls Located On The Monitor)
- Samsung LCD Monitor
- Resolution: Wide XGA
- Aspect Ratio 16:9
- Max Resolution: 1366x768 @ 60 Hz
- Contrast Ratio: 1200:1
- Brightness: (cd m2): 500
- Response Time: 8 min.
- Viewing Angle: 90/90/90/90
- Inputs and Supported Signals: 480p/576p/720p/1080i
- HDMI (Qty. 2), SVGA / PC, TRS 3.5mm (.125") Stereo Jack, L / R Audio & Video, Component Video (YPbPr) (Qty. 2), SCART (Qty. 2), S-Video

### Weight

29.4 Lbs.



Requires Monitor Package



- ⚠ • Monitor Cannot Be Used With Monitor Bracket
- Monitor Requires A Separate Case

## Monitor Bracket

Monitor Bracket attaches directly to extrusion and is compatible with any VESA-compliant monitor.

### Weight

1.6 Lbs.

### Construction

Aluminum VESA 75 x 75  
Or 100 x 100 Bracket



Monitor Bracket



hybrid structures

design build

event booths

custom exhibit

